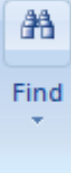
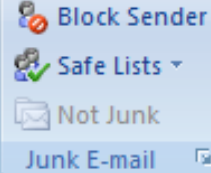
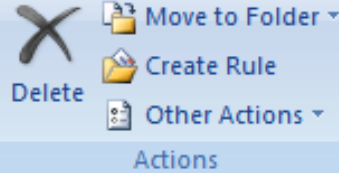


Message



You replied on 6/19/2011 5:47 PM.

From: E Yates [ey710bvd@yahoo.com]
To: MyDistrictBuilder
Cc:
Subject: redistricting Hillsborough's 11

Sent: Sun 6/19/2011 4:51 PM

Out going District 11 extended from Temple Terrace in Hillsborough County, south into Manatee County, across Skyway into South Pinellas County across the bay back into South Hillsborough, including part of south Tampa. YUCKKKK!

It only makes sense to have a district stop with county lines, not into neighboring counties. Blend city population with the county in which that city is located. If a city is within two counties, split that city along the county line and place each side in that county with that counties population. Voters are more sensitive to the politicians within their cities that are within their counties. Voters really do not track politicians outside of their counties as the mindset is - that politician is not responsible for my area!

Thank you.
Evelyn Yates
Hillsborough County